

MADISON COUNTY, INDIANA

DRIVEWAY PERMIT

Madison County Plan Commission

16 East 9th Street, Anderson, IN 46016

Phone: 765-641-~~9544~~ or Fax: 765-648-1361

-
-
1. DATE: _____, 2015
 2. OWNERS NAME: _____
 3. MAILING ADDRESS: _____
 4. CITY: _____ STATE: _____ ZIP: _____
 5. TELEPHONE NUMBER: _____
 6. CONTACT PERSON: _____
 7. CONTACT EMAIL: _____
 8. CONTACT PHONE #: _____
 9. CONTACT FAX #: _____

10. DRIVEWAY LOCATION: (Describe location by Lot No. in subdivision OR direction and distance from nearest intersection and what side of road. Mark or flag the exact location for the inspector.)

-
-
11. PRESENT USE OF PROPERTY: _____
 12. FUTURE USE OF PROPERTY: _____
 13. APPLICANT SIGNATURE: _____

FOR OFFICE USE ONLY

CLASS OF Driveway: _____ Permit No: D _____
PIPE REQUIRED: YES _____ NO _____

INSPECTOR OR SECRETARY: _____
DATE: _____

APPROVED BY: _____
EXECUTIVE DIRECTOR

DATE: _____

****KEEP THIS GUIDELINE****

When you receive your signed permit from this office (showing your permit number) you are to follow the requirements for the Class of Driveway permitted in addition to the guidelines for any pipe being required by our Engineer.

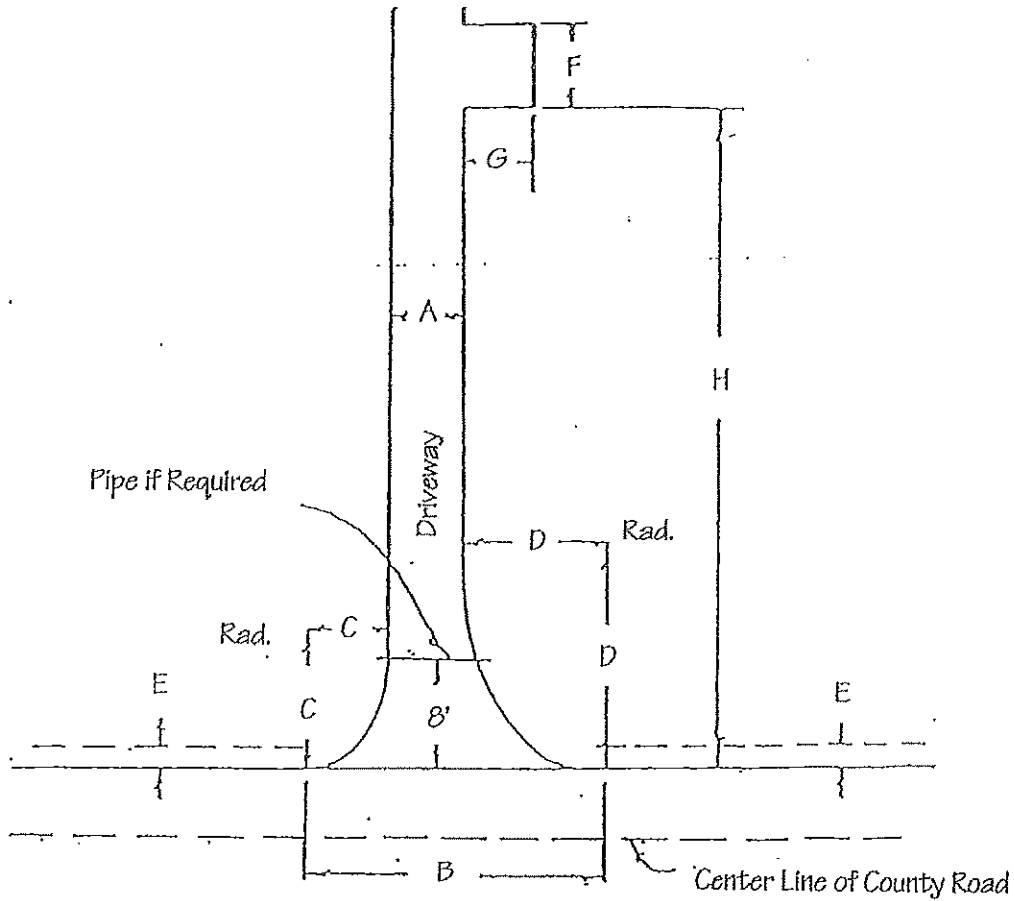
Class I	=	Residential Property with raised curb
Class II	=	Residential Property without raised curb
Class III	=	Commercial Property with raised curb
Class IV	=	Commercial Property without raised curb

If this application to construct a driveway entrance and approach is granted, the applicant agrees to the following applicable provisions:

1. All drainage pipes used in the construction of driveways and approaches shall be a minimum of twelve (12) inches in diameter and as much larger as the Engineer Inspector shall deem necessary for property drainage.
2. All driveways and approaches shall be constructed so that they shall not interfere with the drainage of the street or highway.
3. No more entrances or approaches shall be permitted connecting any County Highway with any single property than are necessary to adequately accommodate the traffic that may reasonably be expected.
4. No entrance or approach shall be located or constructed so as to interfere with or prevent the proper location of necessary highway signs.
5. The Permittee shall assume responsibility for all maintenance of such approaches from the right of way line to the edge of the traveled roadway. The driveway from the right of way line to the edge of the traveled roadway shall be hard surfaced.
6. No such entrance or approach shall be relocated or its dimensions altered without written permission of the Engineer Inspector.

7. The Permittee shall assume responsibility for any damage to persons or property resulting directly or indirectly from the construction of any approach or driveway.
8. The Permittee shall remove or relocate any such entrance or approach when requested to do so by the Engineer Inspector in the interest of safety to highway traffic.
9. The right of way area adjacent to or between the approaches shall be graded so as to remove storm water. Such areas shall be finished in a manner that will prevent vehicular encroachment if necessary.
10. Drainage pipe when necessary shall be corrugated metal pipe of no less than 16 gauge and shall be of such length as required to provide no greater slope than 2:1 from the edge of the driveway pavement to the flow line of the side ditch.
11. An application under these regulations shall be made on this form and if necessary drawings shall be submitted with and become a part of the permit agreement. When proposed driveway and approach can be clearly defined by filling in dimensions on typical standard drawings applicants may do so in lieu of submitted drawings.
12. On Class II and Class IV driveways, the centerline grade of all driveway approaches shall slope downward from the edge of the road pavement to a point directly above the driveway culvert, or incases where no culvert is required, to a point in line with the center of the roadside ditch. The centerline grade of the driveway at this point shall not be less than four (4) inches below the centerline grade of the County Road at the intersection of the centerlines of the County Road and the driveway approach. On Class I and Class II driveways, the driveway grade shall meet the gutter grade.
13. A transverse expansion joint shall be installed at the property line on any type of paved driveway.
14. The face of the mailbox shall be at least (24) inches from the edge of the edge of the pavement. The mailbox shall be mounted on a wood or steel post and not made of bricks or blocks.

MADISON COUNTY TYPICAL DRIVEWAY AND APPROACH STANDARDS
 CLASS I - RESIDENTIAL PROPERTY WITH RAISED CURB



RIGHT OF WAY LINE
 (25 FEET MINIMUM FROM CENTER LINE)

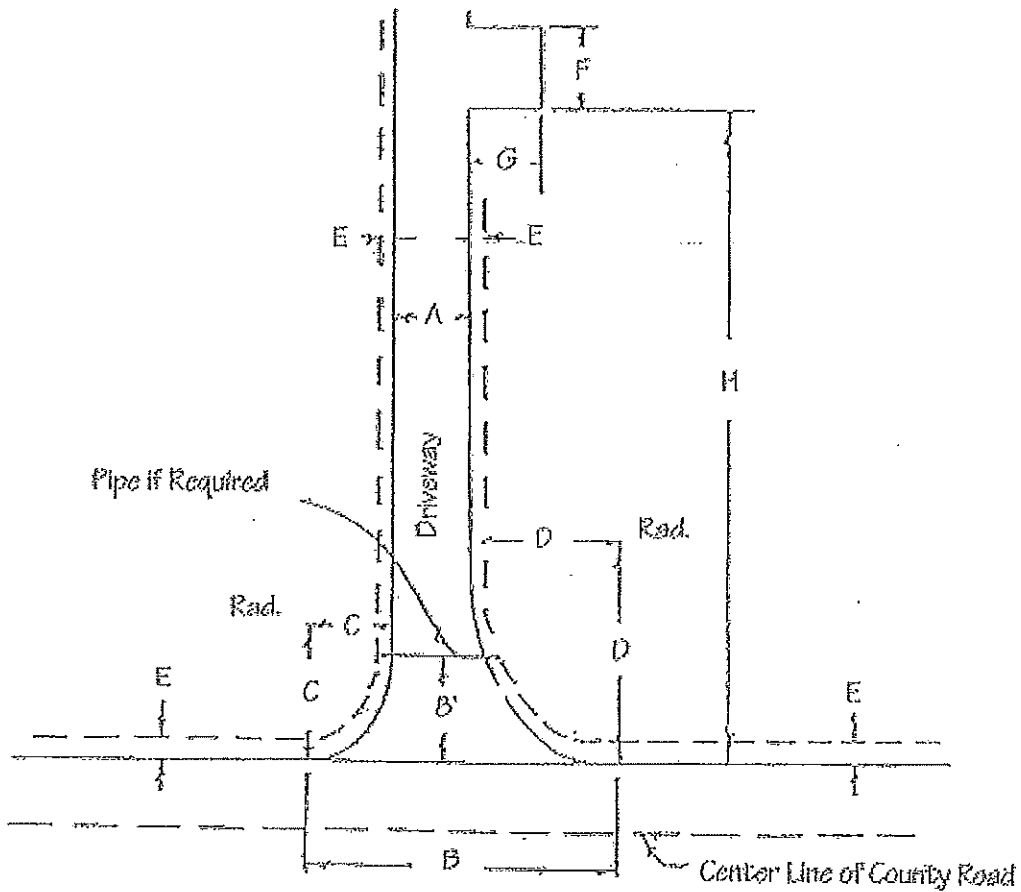
NOTE: TURNAROUND REQUIRED
 ON ALL COUNTY ROADS
 AND SUBDIVISIONS

- A = 12' minimum & 20' Maximum
- B = 52' Minimum
- C = 15' Minimum
- D = 25' Minimum

- E = 2' Minimum Shoulder
- F = 10' Minimum
- G = 12' Minimum
- H = 75' Minimum

NOTE: Pipe C.M.P. - 12" Minimum (Diameter)
 24' Minimum Length
 16 Gauge Minimum

MADISON COUNTY TYPICAL DRIVEWAY AND APPROACH STANDARDS
 CLASS II - RESIDENTIAL PROPERTY WITHOUT RAISED CURB



RIGHT OF WAY LINE
 (25 FEET MINIMUM FROM CENTER LINE)

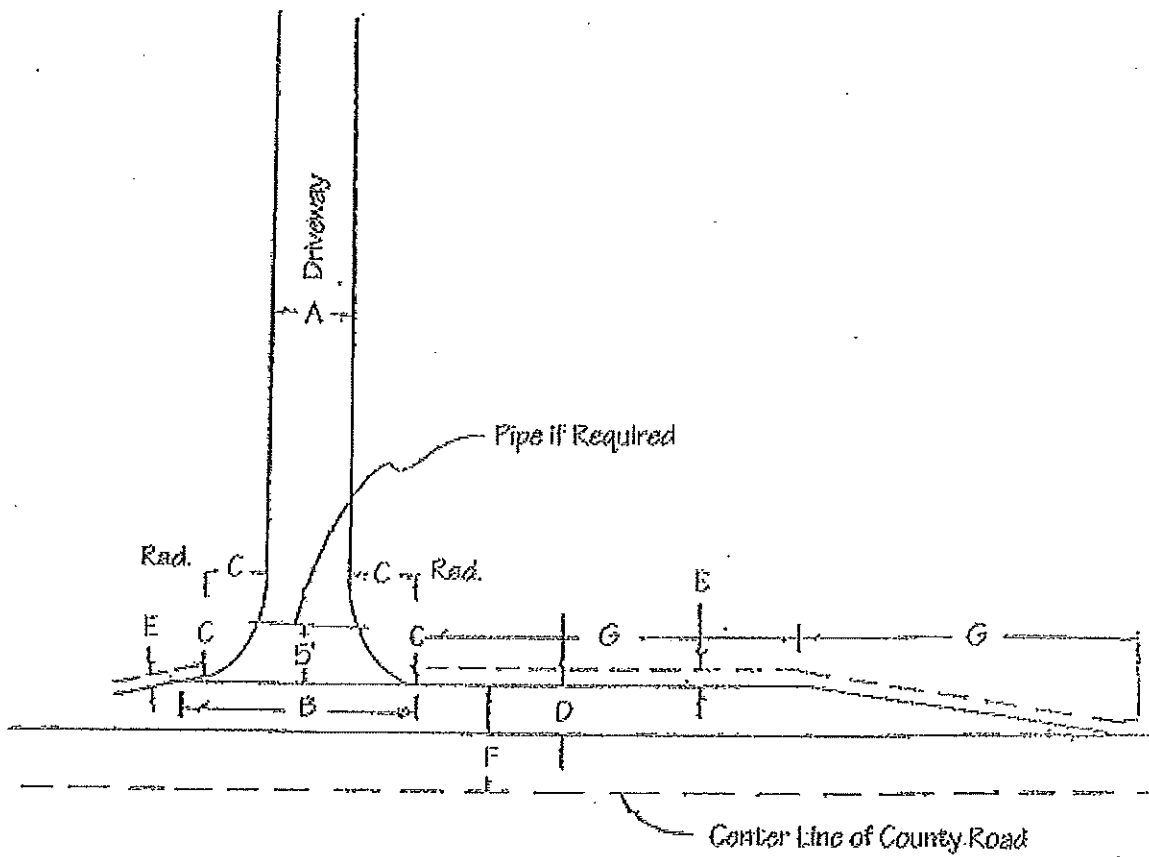
NOTE: TURNAROUND REQUIRED
 ON ALL COUNTY ROADS
 AND SUBDIVISIONS

- A = 12' Minimum & 20' Maximum
- B = 52' Minimum
- C = 15' Minimum
- D = 25' Minimum

- E = 2' Minimum Shoulder
- F = 10' Minimum
- G = 12' Minimum
- H = 75' Minimum

NOTE: Pipe C.M.P. - 12" Minimum (Diameter)
 24' Minimum Length
 16 Gauge Minimum

MADISON COUNTY TYPICAL DRIVEWAY AND APPROACH STANDARDS
 CLASS III - COMMERCIAL PROPERTY WITH RAISED CURB



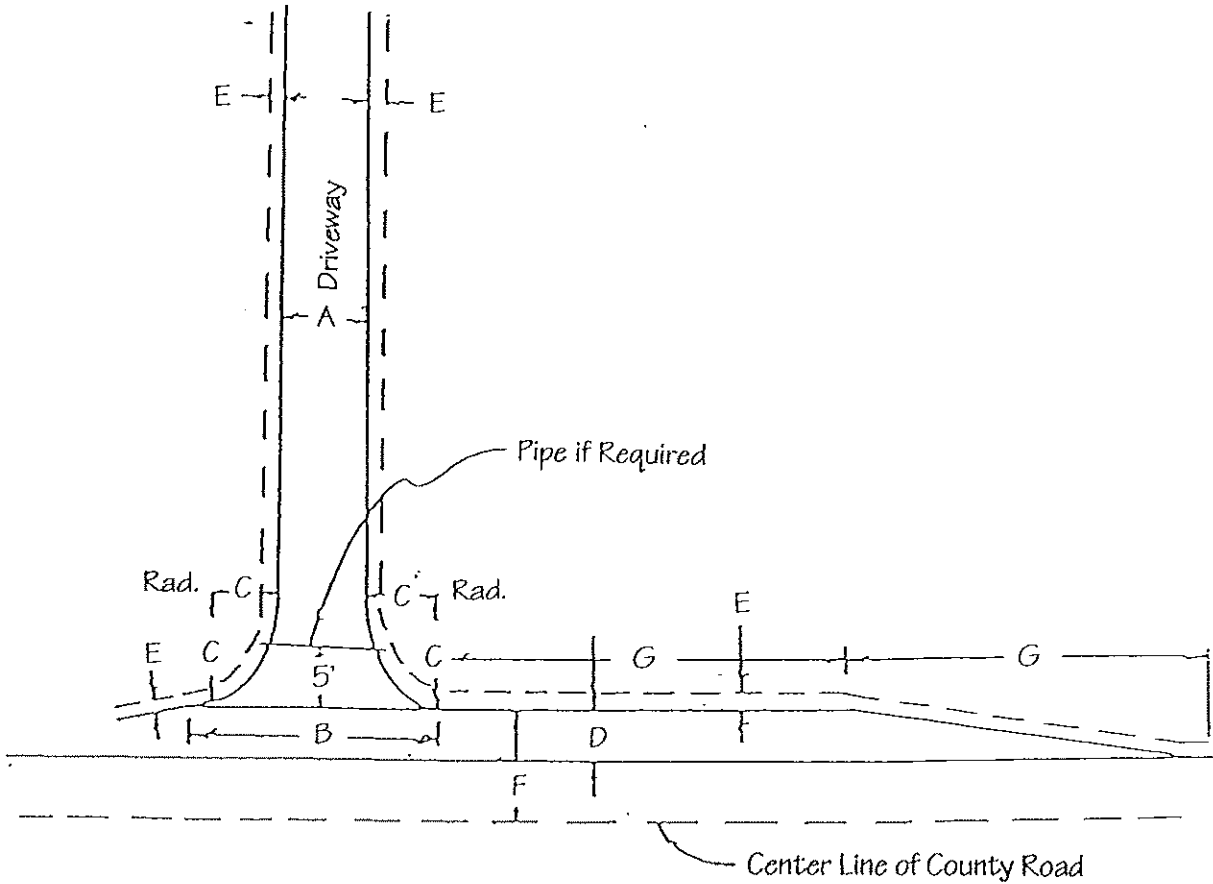
RIGHT OF WAY LINE
 (25 FEET MINIMUM FROM CENTER LINE)

- A = 30' Minimum
- B = 80' Minimum
- C = 25' Minimum
- D = 12' Minimum

- E = 2' Minimum Shoulder
- F = 24' Minimum
- G = 125' Minimum

NOTE: Pipe C.M.P. - 12" Minimum (Diameter)
 42' Minimum Length
 16 Gauge Minimum

MADISON COUNTY TYPICAL DRIVEWAY AND APPROACH STANDARDS
 CLASS IV - COMMERCIAL PROPERTY WITHOUT RAISED CURB



RIGHT OF WAY LINE
 (25 FEET MINIMUM FROM CENTER LINE)

- A = 30' Minimum
- B = 80' Minimum
- C = 25' Minimum
- D = 12' Minimum

- E = 2' Minimum Shoulder
- F = 24' Minimum
- G = 125' Minimum

NOTE: Pipe C.M.P. - 12" Minimum (Diameter)
 42' Minimum Length
 16 Gauge Minimum